




Grey Block Product Guide

VICTORIA

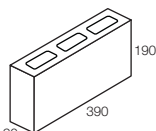


Block Product Guide

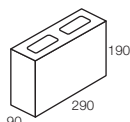
100 Series

Grey Blocks

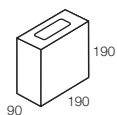
Hollow 100mm Series 60 minutes fire rating ($f'_{uc} \geq 10\text{MPa}$ FRL = 60 Srf ≤ 22.5)



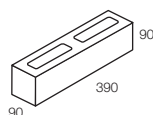
10.01AG*
Standard Hollow
11.1 kg
149 per pallet



10.02AG
Three Quarters
8.7 kg
192 per pallet



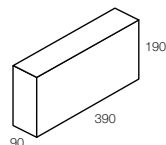
10.03AG
Half
5.5 kg
252 per pallet



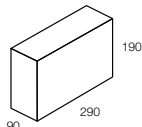
10.71AG*
Half Height Hollow
5.6 kg
300 per pallet

Fire Rated Blocks

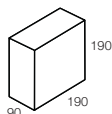
Solid 100mm Series 90 minutes fire rating ($f'_{uc} \geq 8\text{MPa}$ FRL = 90 Srf ≤ 22.6)



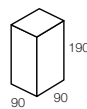
10.31FR*
Standard Solid
13.3 kg
139 per pallet



10.32FR
Three Quarter
10.2 kg
192 per pallet



10.33FR
Half
6.8 kg
252 per pallet



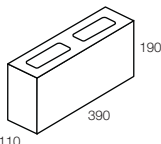
10.34FR
Quarter
3.3 kg
504 per pallet

120 Series

Fire Rated Blocks

Reduced Core 120mm Series

90 minutes fire rating ($f'_{uc} \geq 8\text{MPa}$ FRL = 90 Srf ≤ 22.6)

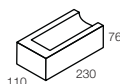


12.01FR*
Reduced Core
13.4 kg
120 per pallet

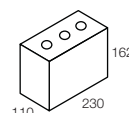
Note:
1 in 5 "universal" for 1/2 or 3/4, to bolster on site.

Bricks

90 minutes fire rating



Render Brick*
3.8 kg
450 per pallet
 $\geq 10\text{ MPa}$ Ash Grey
1 in every 7 bricks
made is solid



Quick Brick*
6.8 kg
250 per pallet

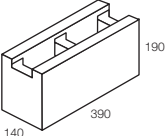
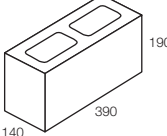
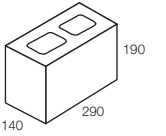
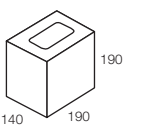
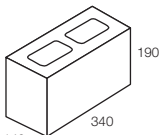
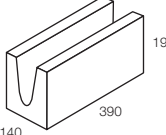
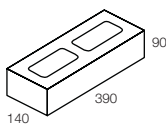
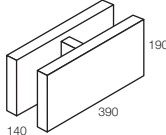
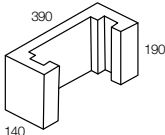
Note:
*These products are sold by the full pallet (A part pallet will incur a part pallet make-up fee)
• Lead time required for Melbourne metropolitan delivery of Grey Block is 1-3 working days
• f'_{uc} – characteristic unconfined compressive strength
• FRL – Fire resistance level

Block Product Guide

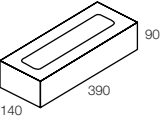
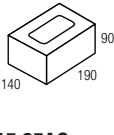
150 Series

Grey Blocks

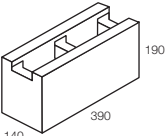
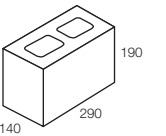
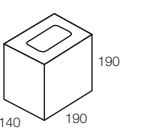
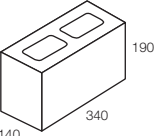
Hollow 150mm Series 60 minutes fire rating ($f'_{uc} \geq 15MPa$ FRL = 60 Srf ≤ 22.5) suitable for concrete filling

 <p>15.42UNV* Universal Hollow 12.8 kg 120 per pallet</p>	<p>Note: → Each pallet of 15.42UNV is packaged with 1 in 4 Universal 2 Closed Ends</p>	 <p>15.01AG* Standard Hollow 12.5 kg 120 per pallet</p>	 <p>15.02AG Three Quarter 10.5 kg 128 per pallet</p>	 <p>15.03AG Half 6.9 kg 192 per pallet</p>
 <p>15.22AG Corner Block 12.3 kg 108 per pallet</p>	 <p>15.12AG Bond Beam 17.8 kg 96 per pallet</p>	 <p>15.71AG* Half Height Hollow 7.5 kg 216 per pallet</p>	 <p>15.48AG* 'H' Block 14.0 kg 120 per pallet</p>	 <p>15.45 Cleanout 10.4 kg 120 per pallet</p>

Solid 150mm Series 120 minutes fire rating ($f'_{uc} \geq 15MPa$ FRL = 120 Srf ≤ 20)

 <p>15.83AG Half Height Solid (with frog) 10.0 kg 168 per pallet</p>	 <p>15.85AG Half (with frog) 5.1 kg 336 per pallet</p>
---	--

Light Weight Structural 120 minutes fire rating ($f'_{uc} \geq 15MPa$ FRL = 120 Srf ≤ 22.6) suitable for concrete filling

 <p>15.20LWS* Light Weight 10.80 kg 144 per pallet</p>	<p>Note: → Each pallet of 15.20LWS is packaged with 1 in 4 Universal 2 Closed Ends</p>	 <p>15.02LWS Three Quarter 8.7 kg 128 per pallet</p>	 <p>15.03LWS Half 6.0 kg 192 per pallet</p>	 <p>15.22LWS Corner Block 10.6 kg 108 per pallet</p>
---	---	--	---	--

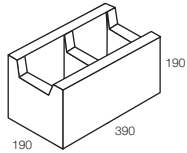
Note:

- *These products are sold by the full pallet (A part pallet will incur a part pallet make-up fee)
- Lead time required for Melbourne metropolitan delivery of Grey Block is 1-3 working days
- f'_{uc} – characteristic unconfined compressive strength
- FRL – Fire resistance level

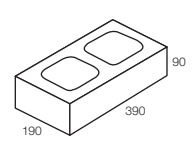
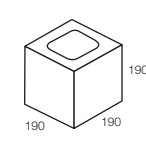
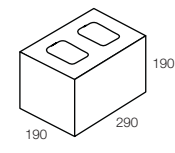
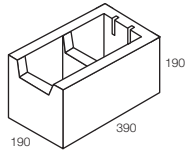
Block Product Guide

200 Series Grey Blocks

Hollow 200mm Series 60 minutes fire rating ($f'_{uc} \geq 15MPa$ FRL = 60 Srf ≤ 22.5) suitable for concrete filling



20.42UNV*
Channel/Notch Block
14.3 kg
108 per pallet



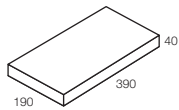
Note:
Each pallet of 20.42UNV is packaged with 1 in 3 Universal 1 Closed End

20.02AG
Three Quarter
13.4 kg
96 per pallet

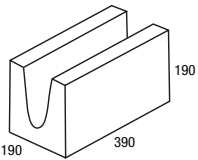
20.03AG
Half
8.6 kg
144 per pallet

20.01AG*
Standard Hollow
15.9 kg
90 per pallet

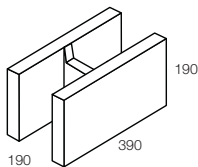
20.71AG*
Half Height Hollow
7.3 kg
162 per pallet



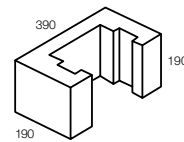
5031AG 190x390
Capping
6.7 kg
216 per pallet.



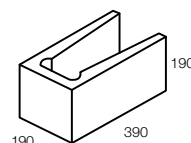
20.12AG
Lintel Bond Beam
22.6 kg
72 per pallet



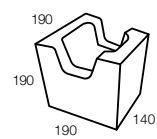
20.48AG*
'H' Block
14.2 kg
90 per pallet



20.45
Cleanout
11.4 kg
108 per pallet



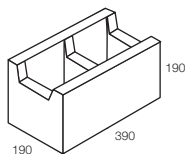
20.18
Deep Lintel
14.7 kg
108 per pallet



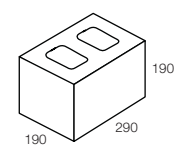
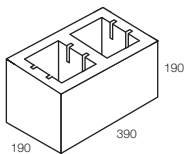
20.03C
Curved Wall
6.3 kg
180 per pallet

Fire Rated Blocks

Light Weight Structural 120 minutes fire rating ($f'_{uc} \geq 15MPa$ FRL = 120 Srf ≤ 22.6) suitable for concrete filling



20.20LWS*
Light Weight
12.8 kg
108 per pallet



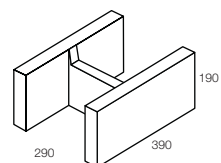
Note:
Each pallet of 20.20LWS is packaged with 1 in 3 Universal 2 Closed Ends

20.02LWS
Three Quarter
12.2 kg
96 per pallet

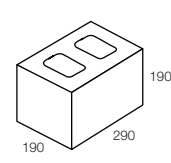
20.03LWS
Half
7.6 kg
144 per pallet

300 Series Grey Blocks

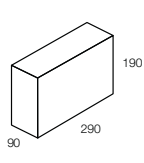
Hollow 300mm Series 240 minutes fire rating when grout filled ($f'_{uc} \geq 15MPa$ FRL = 240 Srf ≤ 36) suitable for concrete filling



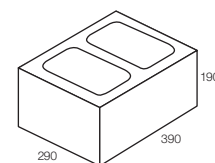
30.48AG*
'H' Block
19.6 kg
72 per pallet
 $f'_{uc} \geq 15MPa$



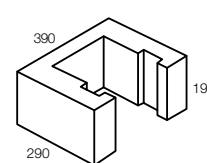
20.02AG
Half and End
13.4 kg
96 per pallet



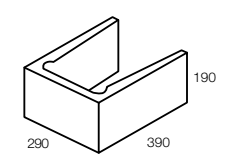
10.32FR
End Closer/Capping
10.2 kg
192 per pallet



30.01AG
Standard
20.3 kg
72 per pallet



30.45
Cleanout
16.30 kg
60 per pallet



30.18
Deep Lintel
17.8 kg
85 per pallet

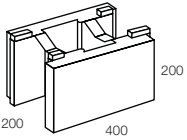
Note:

- *These products are sold by the full pallet (A part pallet will incur a part pallet make-up fee)
- Lead time required for Melbourne metropolitan delivery of Grey Block is 1-3 working days
- f'_{uc} – characteristic unconfined compressive strength
- FRL – Fire resistance level

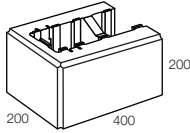
Block Product Guide

Mortarless Block System

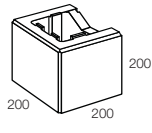
200mm Series



Stretcher Unit*
17.5 kg
60 per pallet



End & Corner Unit
16.9 kg
60 per pallet



Half Unit
Capping
9.4 kg
100 per pallet

Note:

- * These products are sold by the full pallet (A part pallet will incur a part pallet make-up fee)
- Lead time required for Melbourne metropolitan delivery of Grey Block is 1-3 working days
- f'uc – characteristic unconfined compressive strength
- FRL – Fire resistance level


Accessories



Mortar Sand Grey
1.4 tonne
Bulk Bag



Bulk Grout
1.4 tonne
Bulk Bag



Lime Juice
5.2 kg
5 Litre bottle




GP Cement
20kg
72 per pallet

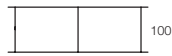


Lime
20kg
54 per pallet


Joint Reinforcement



50mm
Used for 100mm Series
Block



100mm
Used for 150mm Series
Block



150mm
Used for 200mm Series
Block

Note: Sold in bundles of 20 x 2.9mtr lengths

Mortar Additive



20 Litre Drum
20 litres will lay up to
1750 blocks

Block & Brick Estimator	Full Height	Half Height	Quarter Height	Standard Brick	Quick Brick
Masonry unit face size (L x H mm)	390 x 190	390 x 90	390 x 40	230 x 76	230 x 162
No. Units per m ²	12.5	25	50	50	25

Material Quantities for 1m³ of Mortar

- For every 800 full height blocks (390 long x 190 high) or 64m² of wall, approximately 1m³ of mortar mix is required, allowing for wastage.
- There are 12.5 full blocks per square metre of wall surface area.

M3	Grey Block		Designer Range	
	Mix in 1:1:6 proportions		Mix in 1:5 proportions	
	Cement	14 bags (20kg each)	Cement	16 bags (20kg each)
	Lime	5 bags (20kg each)	Designer Range Additive	8 litres
	Sand	1.2m ³	Sand	1.2m ³
M4	Mix in 1:0.5:4:5 proportions		Mix in 1:4 proportions	
	Cement	18 bags (20kg each)	Cement	20 bags (20kg each)
	Lime	3 bags (20kg each)	Designer Range Additive	10 litres
	Sand	1.2m ³	Sand	1.2m ³

Note: Use clean, sharp sand and allow 20% for bulking. Sand, Cement, lime and mortar additive available from National Masonry®. Can be delivered on same truck as product.

Grout for Core Filling

The correct grout specification (mix design) is critical to achieving the structural design of a reinforced wall. The grout used to fill the cores of blockwork walls should be specified as follow:

- Grout to comply with AS3700 Clause 11.7.
- Characteristic Compressive Strength 20MPa.
- Cement content not less than 300kg/m³.
- Round aggregate (if any) not more than 10mm.
- Clean sand (1.2m³)
- A pouring consistency which ensures that the cores are completely filled and the reinforcement completely surrounded without segregation of the constituents.

Control Joints

Because of temperature variations and the shrinkage in a concrete masonry wall after construction, it is necessary to provide control joints in blockwork at a max spacing of 6m and at points of potential cracking, e.g. beside openings and at large steps in wall or footing.

- Joint width is 10mm for panels up to 6000mm long.
- Joint sealants should be applied towards the end of construction to minimise the effect of panel movement.

Core Fill Quantities - 1m ³ Grout	
Block Type	Number of Blocks
15.48, 15.42, 15.20	190
15.101	200
20.42, 20.20	120
20.101	125
20.48	100
30.48	65
Mortarless 200	125

Accessories

Sand, Cement, Lime, Mortar Additive and Masonry Mesh are available from National Masonry® and can be delivered conveniently on same truck. Ring office for competitive pricing.

Online Booking Pickup

Use our Pallet Collection Form on our website.

www.nationalmasonry.com.au

Call to Arrange Pickup

Call your local branch during office hours.

9361 6443 or 9361 6400



Contact

To find your closest National Masonry® stockist, to receive brochures or to learn more about our products, call us or visit our website at www.nationalmasonry.com.au



Victoria

Riding Boundary Road,
Deer Park

Melbourne VIC 3023

Phone: (03) 9361 6400

Fax: (03) 9363 6008

melbourne.sales@nationalmasonry.com.au

South Queensland

62 Industrial Avenue,
Wacol

Brisbane QLD 4076

Phone: (07) 3271 9292

Fax: (07) 3271 1815

brisbane.sales@nationalmasonry.com.au

Gold Coast

663 Pine Ridge Road,
Biggera Waters

Gold Coast QLD 4216

Phone: (07) 5552 3300

Fax: (07) 5552 3399

labrador.sales@nationalmasonry.com.au

North Queensland

6 David Muir Street,
Slade Point

Mackay QLD 4740

Phone: (07) 4955 1155

Fax: (07) 4955 4130

mackay@nationalmasonry.com.au

New South Wales

65 Burleigh Street,
Toronto

Lake Macquarie NSW 2283

Phone: (02) 4088 1888

Fax: (02) 4088 1899

toronto.sales@nationalmasonry.com.au